












Appendix to Technical Support Manual




No.	Type	Error in Qube Event Log	Description	Effect	Solution
1		Projector QueryStatus Failed. Cmd1: 0x1, Cmd2: 0x0, Cmd3: 0x0	This error indicates that the Qube XP-D is not able to read the DLP Cinema projector status. This could be because the projector port is being used by some other application or it could be a network issue.	There is no effect on playout.	Disconnect and reconnect the projector on the Setup Page of the Web UI to remove this error condition. If the error continues to occur, it indicates that there is a network condition that makes communication with the projector intermittent.
2		System.Runtime.InteropServices.COMException (0x8000FFFF): Catastrophic failure (Exception from HRESULT: 0x8000FFFF (E_UNEXPECTED)) at System.Runtime.InteropServices.Marshal.ThrowExceptionForHRInternal(Int32 errorCode, IntPtr errorInfo) at System.Runtime.InteropServices.Marshal.ThrowExceptionForHR(Int32 errorCode) at Qube.Devices.AJADevice.GenerateLEKeys() at Qube.Dalapathi._GenerateLEKeys()	The error indicates that the Qube XP-D is unable to load the Link Encryption keys that it has generated to the DLP Cinema projector	Playback will not begin if the 'allow playback with projector errors' option is unchecked. If this option is checked, then there will be static on the screen on DLP Cinema Series 1 projectors and black on Series 2 projectors.	Disconnect and reconnect the projector on the Setup Page of the Web UI and also check the network connectivity between the server and projector.




No.	Type	Error in Qube Event Log	Description	Effect	Solution
3		SecurityLogFetcher: Unexpected exception while reading projector time	<p>This error is applicable to DLP Cinema Series 2 projectors only. The error indicates that the Qube is not able to read the projector time in order to perform security log collection. This could be because the projector port is being used by some other application or it could be a network issue.</p>	<p>Projector will not be able to accept any link encryption keys and the screen will be black when the projector logs are full and not collected by the server.</p>	<p>Disconnect and reconnect the projector on the Setup Page of the Web UI to try to remove this error condition.</p>
4		Event : DISKSTATE_ERROR Controller : 0, RAID Port : 0, Disk : <number>	<p>DISKSTATE_ERROR is an event raised by the SRD-51 RAID controller. This indicates that the system has a problem in reading the particular drive.</p>	<p>May experience Playback and Ingest issues.</p>	<p>If there is any problem in playback or ingest, and if this error repeats more than 3 times in a day, the problematic disk drive must be replaced. If the error continues to occur, then the SRD-51 RAID controller may need to be replaced.</p>


No.	Type	Error in Qube Event Log	Description	Effect	Solution
5		Projector TAB does not show up in the Web UI	This occurs when the playback engine, <i>Dalapathi.exe</i> is not running.	Projector cannot be connected and Payout will not happen.	The underlying reason for the failure of the playback engine must be determined and fixed. This may be due to a variety of causes from OS corruption to incorrect OS image version or Media Block firmware version.
6		System.IO.DirectoryNotFoundException: Could not find a part of the path '\\<path>'	This warning message is logged when an inaccessible path is specified during ingest.	Ingest cannot happen.	Check the path entered in the Ingest Page of the Web UI.
7		Composition Playlist signature failure [CPL: <cpl name> : urn:uuid:<uuid>]Packing List signature failure [PKL: <pkl id> : urn:uuid:<uuid>]	Signature failure error indicates that the signature node is present in the CPL but that the signature is invalid.	An invalid signature does not affect Ingest or payout but indicates that the Composition may have been modified by an unauthorized entity.	Error can be disregarded if the source is trusted.


No.	Type	Error in Qube Event Log	Description	Effect	Solution
8		Composition Playlist XML not well formed [CPL: <cpl name> : urn:uuid:<uuid>]Qube.MpegII.Validators.SchemaValidationException: Schema validation failed. ---> System.Xml.Schema.XmlSchemaValidationException: The 'http://www.digicine.com/schemas/437-Y/2007/Main-StereoscopicPicture-CPL:MainStereoscopicPicture' element is not declared	This error occurs when the "ValidateSchema" configuration entry in UsherService config file is set to "on".	3D compositions will not be detected during ingest.	Edit the UsherService config file and change the "ValidateSchema" value to "ignore".
9		System.Exception: Could not find a signature node in passed in DOM document (SNIP)	"SignatureNotFound Exception" indicates that the signature node is not present . The PKL or CPL does not have the signature node.	Ingest cannot happen.	Ensure that usherservice.config is configured as follows. <pre><add key="ValidateSignature" value="ignore"/></pre> If the problem still exists, then there could be a problem with the DCP and the DCP has to be checked.



No.	Type	Error in Qube Event Log	Description	Effect	Solution
10		<p>System.Reflection.TargetInvocationException: Exception has been thrown by the target of an invocation. ---> Qube.Automation.Elexol.ElexolException: Error occurred while sending data to the device. ---> System.UnauthorizedAccessException: Access to the port is denied (SNIP)</p>	<p>This error is related to the ELEXOL Automation device and the error occurs when the particular serial port is temporarily not accessible.</p>	<p>This is a temporary loss of access and there is no effect on playout or Automation. However, if the Elexol device becomes inaccessible permanently, Automation will not work.</p>	<p>Since the error is temporary, no action needs to be taken. For a permanent loss of access, ensure that the exact port number in AutomationDevices.xml for Elexol device matching the port number of Elexol in Device manager of Windows XP Embedded OS is configured.</p>
11		<p>Integrity failed. Asset(s) in the entity '<name>' have mismatched digests. <file name> Expected Digest: <hash value> Calculated Digest: <hash value></p>	<p>This error message indicates that a DCP has failed validation. The logs will help identify which file(s) failed the integrity verification process.</p>	<p>The Composition cannot be played. The specific file(s) that have failed validation will be deleted.</p>	<p>The DCP appears to be corrupt. Re-ingest the DCP and if it fails again, a new source drive is required.</p>



No.	Type	Error in Qube Event Log	Description	Effect	Solution
12		<p>Microsoft.SqlServer.Management.Smo.FailedOperationException: Backup failed for Server '<server name>-\SQLExpress'. ---></p> <p>Microsoft.SqlServer.Management.Common.ExecutionFailureException: An exception occurred while executing a Transact-SQL statement or batch. ---></p> <p>System.Data.SqlClient.SqlException: The backup data at the end of "C:\Documents and Settings\All Users\Application Data\Qube Cinema\XP\<server name> QubeDB <date>.bak.tmp" is incorrectly formatted. Backup sets on the media might be damaged and unusable... (SNIP)</p>	<p>This error message normally appears during the shutdown sequence of server and indicates that the automated backup of the database has failed.</p>	<p>The DB backup process has failed.</p>	<p>Restart the server before continuing.</p>
13		<p>Catastrophic failure -2147418113</p> <p>System.Runtime.InteropServices.COMException (0x8000FFFF): Catastrophic failure (Exception from HRESULT: 0x8000FFFF (E_UNEXPECTED)) at System.Runtime.InteropServices.Marshal.ThrowExceptionForHRInternal(Int32 errorCode, IntPtr errorInfo) at System.Runtime.InteropServices.Marshal.ThrowExceptionForHR(Int32 errorCode) at Qube.Devices.AJADevice.CueClips(Clips clips, Decimal inTrim, Decimal outTrim, Guid eventId, Boolean isLoop) (SNIP)</p>	<p>This is a rare error that occurs randomly during seeks in the timeline.</p>	<p>Playback Stops.</p>	<p>Restart the server.</p>
14		<p>Playback stopped due to error -1072886850</p>	<p>This error code indicates that there is a problem with the KDMs required to play encrypted media. This could be because a KDM validity period has expired.</p>	<p>Playback Stops.</p>	<p>Check the KDM validity in the Keys Page of the Web UI.</p>



No.	Type	Error in Qube Event Log	Description	Effect	Solution
15		<p><mxfile name>.mxf is not playable Error: key is not available <mxfile name>.mxf is not playable since Qube.KeyNotFoundException: <mxfile name>.mxf is not playable Error: key is not available at Qube.MediaFile._IsPlayable() at Qube.MediaFile.IsAvailable()</p>	<p>This error indicates that a key is not available for the specific file which is being loaded.</p>	<p>Cannot load the Show or play it.</p>	<p>Ingest valid KDM.</p>
16		<p>System.NullReferenceException: Object reference not set to an instance of an object. at Qube.DAL.Eventlog.UpdateStatus(DBConnection connection, Eventlog eventlog) at Qube.Dalpathi._UpdateStatus(Int32 err) at Qube.Dalpathi.Stop() (SNIP)</p>	<p>This error appears when a loaded Show is deleted. (This is fixed in ver 2.5.3.1 and later releases where a loaded Show cannot be deleted)</p>	<p>Deleted Show cannot be played.</p>	<p>Recreate the Show if needed.</p>
17		<p>Repeated the VideoFrame with StartTime: 43442847158, 720 times Current Video Start: 43443263824, Audio Start: 43443263824 VSampleQSize: 1 ,ASampleQSize: 95”</p>	<p>This error can be due of the following: a) Problematic hard disk or RAID controller b) Extensive media file fragmentations on the hard disk.</p>	<p>Same video frame repeats multiple times.</p>	<p>Replace the hard disk in case of hard disk errors. Or re-ingest the DCP in case of fragmentation of the media files.</p>



No.	Type	Error in Qube Event Log	Description	Effect	Solution
18		Content already being ingested	This warning normally indicates that an attempt is being made to ingest a particular composition that is already in the process of being ingested. However, this warning can sometimes (rarely) indicate that there was an interruption during the ingest process BUT the entry in the DB was erroneously not cleared. Until this is corrected by Tech Support, the same content cannot be ingested again. This is fixed in ver 2.5.3.1 and later releases.	Cannot ingest the same content which Shows as content already being ingested. This content is not available/visible in the Media Page either and must be deleted manually before it can be re-ingested.	CONTACT TECH SUPPORT.

No.	Type	Error in Qube Event Log	Description	Effect	Solution
19		<p>Qube.Automation.Elexol.ElexolException: Error occurred while sending data to the device. ---> System.UnauthorizedAccessException: Access to the port is denied. at System.IO.Ports.InternalResources.WinIOError(Int32 errorCode, String str) at System.IO.Ports.SerialStream.BeginWriteCore(Byte[] array, Int32 offset, Int32 numBytes, AsyncCallback userCallback, Object stateObject) at System.IO.Ports.SerialStream.Write(Byte[] array, Int32 offset, Int32 count, Int32 timeout) at System.IO.Ports.SerialPort.Write(Byte[] buffer, Int32 offset, Int32 count) at Qube.Automation.Elexol.SerialInterface.Send(Byte[] cmdBytes) at Qube.Automation.Elexol.ElexolDeviceImpl._SendBytes(Byte[] bytes) --- End of inner exception stack trace --- (SNIP) at Qube.Automation.Elexol.Serial.Init() at Qube.Automation.Controller.Init()</p>	<p>Automation device Elexol will not be loaded during the launch of the playback engine.</p>	<p>Any automation cues that depend on Elexol will not work.</p>	<p>We need to configure the exact port number in AutomationDevices.xml for Elexol device matching the port number of Elexol in Device manager of Windows XP Embedded OS.</p>
20	Panel	Ran out of memory	This error message is displayed on the Remote Panel when there is not enough memory to process a request.	No response from server.	Restart the server. Also check whether virtual memory is configured properly in the OS.




No.	Type	Error in Qube Event Log	Description	Effect	Solution
21		Cannot playback the audio stream: no audio hardware is available, or the hardware is not responding".	This error is usually because the audio sample rate for a file in the DCP is 44.1KHz, 32KHz or other unsupported rate. This error will be followed by > - dalapathi stopped due to error -1072886850 and dalapathi stopped due to error - 2147220906 Other DCPs will play fine.	Playback of DCPs with unsupported audio sample rates is not supported.	The DCP will have to be recreated with 48KHz audio and then ingested.
22		The description for Event ID (0) in Source (Velaikaran) could not be found. It contains the following insertion string(s): .System.Exception: Error while getting raid status at Qube.RAID.RAIDManager.GetRAIDStatus(IDiskArray diskArray) at Qube.Velaikaran.TaskManager._UpdateDiskArrayStatus(IDisk Array diskArray)	The RAID API fails to retrieve the information from the SRD-51 RAID controller.	This message indicates a temporary inability of the RAID API to retrieve information from the controller card. This should rectify itself and will have no effect.	No action needed, since this does not indicate faulty RAID. However, if this issue occurs more than 2-3 times a day this indicates an issue with the RAID controller or a SATA cable or connection.

No.	Type	Error in Qube Event Log	Description	Effect	Solution
23		Security exception occurred. Error code: 0	Security Exceptions normally indicate a problem with accessing the system dongle.	Playback may stop.	The dongle is in need of replacement if the error code is 7 or 25. Error Code 7 indicates that the Dongle is not found and Error Code 25 indicates that the Dongle's battery is low. Error Code 7 could be either because of a loose connection or bad dongle.
24		Message Not ACK Response. Cmd1: 0x1, Cmd2: 0x0, Cmd3: 0x0, CmdData[0]: 0x20	This warning indicates that commands sent from the server to the projector for disabling and enabling subtitle/metadata etc. did not receive a response. This can be due to temporary TIMEOUT caused by fluctuations in the network connection between the server and projector and should rectify itself.	The NOT ACK messages should not be a major concern since this is a temporary loss of communication and should rectify itself. If the connection is not restored in later attempts this will become an ERROR that requires intervention.	No action needed since this is a temporary loss of connectivity and should rectify itself. If the connection is not restored in later attempts this will become an ERROR that requires intervention.



No.	Type	Error in Qube Event Log	Description	Effect	Solution
25		System.Runtime.InteropServices.COMException (0x8000FFFF): Catastrophic failure (Exception from HRESULT: 0x8000FFFF (E_UNEXPECTED)) at System.Runtime.InteropServices.Marshal.ThrowExceptionForHRInternal(Int32 errorCode, IntPtr errorInfo) at Qube.Devices.AJADevice.set_SubtitleUrl(String url) at Qube.Dalapathi._SetSubtitleUrl(Boolean isThrowException)	This error occurs while the system is booting-up (when Dalapathi is starting-up). Normally as soon as a projector connection is made, Dalapathi disables subtitles and metadata to ensure that the previous subtitles are not loaded in the projector. This error arises if the projector connection is not established properly.	If this error comes up when a Show is being loaded then subtitles won't play. If 'allow playback with errors' is unchecked then the Show itself won't play.	Check the Cinelink connectivity to the projector and load the Show again.
26		The description for Event ID (0) in Source (Mama) could not be found. It contains the following insertion string(s): .System.Runtime.InteropServices.COMException (0x8000FFFF): Catastrophic failure (Exception from HRESULT: 0x8000FFFF (E_UNEXPECTED))	This error occurs while the system is booting-up.	Server cannot Ingest or Playback in this error state.	Restart the server.





No.	Type	Error in Qube Event Log	Description	Effect	Solution
27		Stopping the Projector 1 Failed!!! System.InvalidOperationException: No Projectors Connected System.InvalidOperationException: playout stopped since subtitle not served ---> System.InvalidOperationException:No Projectors Connected. DLPCinema::Projector::Connect Failed since 10060	This error occurs if the server was unable to send the subtitles to the projector.	Shows cannot be played.	Reconnect the projector, reload the Show and play. If the error reccurs, restart server. If the Show needs to be played urgently, enable the option "allow playback with projector errors" in the Setup Page of the Web UI to temporarily play the Show without subtitles.
28		DLPCinema::Projector::_Send.Error occurred while doing send since 10053" message was logged Setting Projector Communication Failed!!!	The error indicates that the Qube XP-D is unable to load the Link Encryption keys that it has generated to the DLP Cinema projector.	Playback will not begin if the 'allow playback with projector errors' option is unchecked. If this option is checked, then there will be static on the screen on DLP Cinema Series 1 projectors and black on Series 2 projectors.	Disconnect and reconnect the projector on the Setup Page of the Web UI and also check the network connectivity between the server and projector.

Appendix to Technical Support Manual



No.	Type	Error in Qube Event Log	Description	Effect	Solution
29		Qube.MpegII.Validators.SignatureNotFoundException: No signature found. at Qube.MpegII.Validators.SignatureValidator.CheckSignature(XmlDocument doc, X509Certificate& signerCert) at Qube.MpegII.Validators.SignatureValidator.CheckSignature(Stream stream) at ASDCPHandler.DCPEntityLoader._ValidateSignature(SignatureValidator signatureValidator, FileLoader fileLoader, String fmtString)	This error indicates that there is no valid signature in the package files.	DCP cannot be ingested.	Request a new DCP with valid signatures in package files.
30		Error occurred while getting titles from the path I:\<cpl name>	This error indicates an Invalid DCP.	DCP cannot be ingested.	Request a new DCP.
31		Skipping Composition <cpl name> and <mxfile name>.mxfile is not playable since File Not Found. G:\<cpl name>\<mxfile name>.mxfile	If there is an invalid composition or a composition with errors and it is of the type "Advertisement" the server will skip this composition in the Show.	Invalid composition of type Advertisement will not be played, rest of the Show will play.	Reingest advertisement content if required.

Appendix to Technical Support Manual


No.	Type	Error in Qube Event Log	Description	Effect	Solution
32		ExitApplication since System.UnauthorizedAccessException: Access to the port is denied. at System.IO.Ports.InternalResources.WinIOError(Int32 errorCode, String str) at System.IO.Ports.SerialStream.BeginWriteCore(Byte[] array, Int32 offset, Int32 numBytes, AsyncCallback userCallback, Object stateObject) at System.IO.Ports.SerialStream.Write(Byte[] array, Int32 offset, Int32 count, Int32 timeout) at System.IO.Ports.SerialPort.Write(Byte[] buffer, Int32 offset, Int32 count) at SouthBeach.Panel.LK202_24_USB.LK202_24_USB._SendByte s(Byte[] bytes) (SNIP) Qube.Panel.PlaylistWindow._OnTimer(Object sender, Object args) at Qube.Panel.WindowTimer._OnTimer(Object sender, EventArgs e) at System.Windows.Forms.Timer.OnTick(EventArgs e) at System.Windows.Forms.Timer.TimerNativeWindow.WndPro c(Message& m)	This error occurs when the port configured for the Qube Remote Panel is used by some other device. This normally occurs when a new automation device has been installed.	Remote Panel will not function properly.	Configure the port number in Panel.exe.config to match the port number assigned in Device Manager for the Remote Panel.
33		The description for Event ID (0) in Source (Mama) could not be found. It contains the following insertion string(s): .playlist not found for the given id <id> show asset with id <id> not found	The Playlist/Show with ID is not found.	The Show can't be loaded.	Recreate the Show if needed.



No.	Type	Error in Qube Event Log	Description	Effect	Solution
34		BufferLevel: 1 FramesDropped: 9 FramesProcessed: 3 CurrentFrame: 3 VideoSampleQSize: 95 TotalFramesProcessed: 3 TotalFramesTransferred: 35	This error can be because of the following reasons a)Problematic hard disk. b)Extensive media file fragmentations in the hard disk.	Video stutters due to skipped frames or freezes completely.	Replace the hard disk in case of hard disk errors, or defragment the drives in case of extensive fragmentation of the media files.
35		System.InvalidOperationException: playout stopped since LE keys not served at Qube.Dalapathi._Cue(Guid evnt, Decimal offset, Boolean isPopulateShowEvents	This error happens when Link Encryption keys are not served to the projector properly.	A Show cannot be played unless Link Encryption keys are properly served to the projector.	Disconnect and reconnect the projector on the Setup Page of the Web UI and also check the network connectivity between the server and projector.
36		Loading LEKeys Failed	This error happens when Link Encryption keys are not served to the projector properly.	A Show cannot be played unless Link Encryption keys are properly served to the projector.	Disconnect and reconnect the projector on the Setup Page of the Web UI and also check the network connectivity between the server and projector.
37		The description for Event ID (0) in Source (Mama) could not be found. It contains the following insertion string(s): . Dalapathi not found	The playback engine could not be loaded.	Playback will not be initiated.	Restart the server. If this does not resolve the issue, check whether the AJA card is being detected by the OS.



Appendix to Technical Support Manual





No.	Type	Error in Qube Event Log	Description	Effect	Solution
38		Projector::_Send. Error occurred while doing recv since 10054 Projector Stop Failed!!!	Qube is not able to communicate with the projector.	Playback will get affected.	Disconnect and reconnect the projector on the Setup Page of the Web UI to try to remove this error condition.
39		Error while loading automation device CP750. System.InvalidOperationException: There is an error in XML document (3, 2). ---> System.InvalidOperationException: <StreamDevice xmlns='http://schemas.qubecinema.com/Automation/StreamDevice/2008-05-26'> was not expected at Microsoft.Xml.Serialization.GeneratedAssembly.XmlSerializationReaderStreamDevice.Read6_StreamDevice()	This error normally occurs during the initial setup of the CP750 automation and is due to the wrong namespace in the DolbyCP750.xml.	Automation commands for the CP750 device will not work.	Make sure the correct xml namespace is mentioned in CP750.xml. With reference to build 2.5.X.X the xml namespace is supposed to be "http://schemas.qubecinema.com/Automation/StreamDevice/2008-01-26"

Appendix to Technical Support Manual





No.	Type	Error in Qube Event Log	Description	Effect	Solution
40	Audit Failure by Usher	<p>“Failed to ingest composition <cpl name> [urn:uuid:<uuid>]System.Data.Linq.DuplicateKeyException: Cannot add an entity with a key that is already in use. at System.Data.Linq.ChangeProcessor.TrackUntrackedObjects(MetaType type, Object item, Dictionary`2 visited) at System.Data.Linq.ChangeProcessor.TrackUntrackedObjects() at System.Data.Linq.ChangeProcessor.SubmitChanges(Conflict Mode failureMode) at System.Data.Linq.DataContext.SubmitChanges(ConflictMode failureMode) at System.Data.Linq.DataContext.SubmitChanges() at QubeStore.Store._Add(Request request) at QubeStore.Store.Add(Request request) at QubeStore.Manager._Add(Request request) at QubeStore.Manager.Add(Request request) at ASDCPHandler.DCPEntityInjstor._SaveRequest(Request request, Stash stash, List`1& assetsToBeDeleted)”</p>	<p>This error occurs when an attempt is made to ingest too many DCPs simultaneously from different sources.</p>	<p>The ingest will not progress.</p>	<p>Upgrade to ver 2.5.3.1 or later as this issue has been fixed.</p>
41		<p>“Integrity Verification completed for Title Id: <cpl id>, Name: <cpl name>, Status: NotMatched”</p>	<p>This error message indicates that a DCP has failed validation.</p>	<p>The DCP seems to be corrupted.</p>	<p>Request a new Source DCP.</p>

No.	Type	Error in Qube Event Log	Description	Effect	Solution
42		<p>System.IO.PathTooLongException: The specified path, file name, or both are too long. The fully qualified file name must be less than 260 characters, and the directory name must be less than 248 characters.</p> <p>at System.IO.Path.SafeSetStackPointerValue(Char* buffer, Int32 index, Char value)</p> <p>at System.IO.Path.NormalizePathFast(String path, Boolean fullCheck)</p> <p>at System.IO.Path.NormalizePath(String path, Boolean fullCheck)</p> <p>at System.IO.Path.GetDirectoryName(String path)</p> <p>at ReallImage.FileCopier.JobWorker.Cancel()</p>	<p>This Audit Failure by Usher is caused by a limitation of Windows that requires file names to be less than 260 characters and directory name to be less than 248 characters.</p>	<p>Cannot ingest the DCP.</p>	<p>The DCP has to be recreated with file name less than 260 characters. This has been fixed in ver 2.5.3.1 and later releases.</p>
43		<p>Projector Logout Failed</p>	<p>This error occurs when the projector logout failed after login and thereby prevents the server from passing messages to the projector for active communication and normal playback.</p>	<p>Playback may be affected.</p>	<p>Reconnect the projector and check the network connectivity too.</p>
44		<p>“Projector Stop Failed!!!”</p>	<p>Qube is not able to communicate with the projector.</p>	<p>Playback may be affected.</p>	<p>Reconnect the projector and check the network connectivity too.</p>


No.	Type	Error in Qube Event Log	Description	Effect	Solution
45		"Setting Projector Communication Failed!!!"	Qube is not able to setup the communication channel with the projector.	Playback will get affected.	Check whether network connectivity between the Qube XP server and projector is proper. Also check whether any other server is already connected to the Projector.
46		"Error while loading C:\Program Files\Qube Cinema\XP\AutomationCues.xml (Automationdevices.xml and Automationtriggers.xml – 3 different errors) System.IO.FileNotFoundException: Could not find file 'C:\Documents and Settings\Projectionist\Local Settings\Temp\g8gkhu9n.dll'. File name: 'C:\Documents and Settings\Projectionist\Local Settings\Temp\g8gkhu9n.dll' at System.IO.__Error.WinIOError(Int32 errorCode, String maybeFullPath) at System.IO.FileStream.Init(String path, FileMode mode, FileAccess access, Int32 rights, Boolean useRights, FileShare share, Int32 bufferSize, FileOptions options, SECURITY_ATTRIBUTES secAttrs, String msgPath, Boolean bFromProxy) at System.IO.FileStream.. (SNIP) Microsoft.CSharp.CSharpCodeGenerator.FromFileBatch(CompilerParameters options, String[] fileNames) at Microsoft.CSharp.CSharpCodeGenerator.FromSourceBatch(CompilerParameters options, String[] sources)	This indicates that an error occurred while loading the Automationdevices.xml files.	Automation devices will not be loaded for operation.	Log off and log in.



No.	Type	Error in Qube Event Log	Description	Effect	Solution
47		Disabling Subtitle Failed!!! "Disabling MetaData Failed!!!"	This error indicates that Qube is not able to communicate with the projector to disable the Subtitle/Projector Metadata (PCF).	Previously loaded Subtitles may erroneously be displayed on the screen for the next play.	Reconnect the projector and check the network connectivity.
48		"System.InvalidOperationException: playout stopped since LE keys not served at Qube.Dalapathi._Cue(Guid evnt, Decimal offset, Boolean isPopulateShowEvents)	This error happens when Link Encryption keys are not served to the projector properly.	Cannot play the Show.	Check the network connectivity between the projector and Server and ensure that the Cinelink connectivity is proper.
49		"The description for Event ID (0) in Source (Velaikaran) could not be found. It contains the following insertion string(s): .Security exception occurred. Error code : 7	This occurs when HASP dongle is not detected in device manager of OS or due to a faulty HASP dongle.	Cannot play the Show.	Restart the server and ensure that the HASP dongle is detected and visible in Device Manager. If not, replace the HASP dongle with a new one.
50		"Setting Projector1 Time Failed!!!" "Setting TimeSource of Projector1 to Internal Failed!!!" "Stopping the Projector1 Failed!!!" "Disabling Projector1 Subtitle Failed!!!" "Disabling the Projector1 MetaData Failed!!!"	Qube is not able to communicate with the projector while setting up the subtitles/timesource etc.	Playout may get affected.	Reconnect the projector and check the network connectivity too.

Appendix to Technical Support Manual

No.	Type	Error in Qube Event Log	Description	Effect	Solution
51		<p>“Got Famine Notification from Video Repeating the frame having StartTime: 12319563622 VSampleQSize: 0, ASampleQSize: 15 Event type : Warning</p>	<p>This error can be due of the following: a) Problematic hard disk or RAID controller b) Extensive media file fragmentations on the hard disk.</p>	<p>Same video frame repeats multiple times.</p>	<p>Replace the hard disk in case of hard disk errors. Or re-ingest the DCP in case of fragmentation of the media files.</p>
52		<p>Purging LEKeys Failed!!!” “</p>	<p>Qube is not able to communicate with the projector during key loading session.</p>	<p>Playout will get affected as the Link Encryption Keys will not get loaded.</p>	<p>Reconnect the projector and check the network connectivity as well.</p>
53		<p>“Packing List file not found [PKL: <pkf name> : urn:uuid:<uuid>]” “Composition Playlist file not found [<cpl name>: urn:uuid:<uuid>]”</p>	<p>THE PKL or CPL file is not found.</p>	<p>The composition cannot be ingested from this DCP.</p>	<p>Request a new DCP.</p>
54		<p>System.Runtime.InteropServices.COMException (0x80004005): Error HRESULT E_FAIL has been returned from a call to a COM component. at System.Runtime.InteropServices.Marshal.ThrowExceptionForHRInternal(Int32 errorCode, IntPtr errorInfo) at Qube.Devices.AJADevice.set_SubtitleUrl(String url) at Qube.Dalapathi._SetSubtitleUrl(Boolean isThrowException)QuerySubtitleStatus Failed. Cmd1: 0x3, Cmd2: 0x5A, Cmd3: 0x0</p>	<p>The subtitle is not displayed correctly (broken fonts). This error has an unknown cause and consequently correct subtitle URLs are not created. The corresponding IIS log will Show no GET requests at that time.</p>	<p>Correct Subtitles will not be displayed by the projector.</p>	<p>Reconnect the projector and restart the server.</p>


Appendix to Technical Support Manual

No.	Type	Error in Qube Event Log	Description	Effect	Solution
55		<p>Qube.IPDeviceException: Error occurred while sending and receiving data from the device. ---> System.Net.Sockets.SocketException: A connection attempt failed because the connected party did not properly respond after a period of time, or established connection failed because connected host has failed to respond at System.Net.Sockets.Socket.Receive(Byte[] buffer, Int32 offset, Int32 size, SocketFlags socketFlags) at System.Net.Sockets.Socket.Receive(Byte[] buffer) at ReallImage.Boys.Telnet._ReadUntil(Socket socket, Byte[] responseFooter) at ReallImage.Boys.Telnet.SendAndReceive(Byte[] bytes, Byte[] inputTerm) at Qube.Automation.StreamDevice.TCP.IPDeviceImpl.ExecuteCmd(Byte[] cmdBytes, Byte[] responseFooter) --- End of inner exception stack trace --- at Qube.Automation.StreamDevice.TCP.IPDeviceImpl.ExecuteCmd(Byte[] cmdBytes, Byte[] responseFooter) at Qube.Automation.StreamDevice.TCP.IPDeviceImpl._ExecuteCmd(String cmd) at Qube.Automation.StreamDevice.TCP.IPDeviceImpl.ExecuteCmd(String cmd, Boolean keepAlive) at Qube.Automation.StreamDevice.TCP.Send(String</p>	<p>This error happens when the device to which Automation Cues were sent through TCP protocol by is no more available in network.</p>	<p>Automation cues corresponding to that device will not work.</p>	<p>Check the network connectivity between the device and Qube XP server.</p>


No.	Type	Error in Qube Event Log	Description	Effect	Solution
56		SecurityLogFetcher: Unexpected exception while trying to read projector security logs	This error is applicable to DLP Cinema Series 2 projectors only. The error indicates that the Qube is not able to read the projector time in order to perform security log collection. This could be because the projector port is being used by some other application or it could be a network issue.	No Effect.	Disconnect and reconnect the projector on the Setup Page of the Web UI to try to remove this error condition.
57		None of our LEKeys Loaded!!!”	This error indicates that the Link Encryption Keys required for this composition are not loaded onto the projector.	Playout of the loaded Show will not happen.	Reconnect the projector and check the network connectivity as well.

No.	Type	Error in Qube Event Log	Description	Effect	Solution
58		<p>System.Data.SqlClient.SqlException: Cannot execute as the database principal because the principal "QubeReader" does not exist, this type of principal cannot be impersonated, or you do not have permission. at Qube.Explorer.Explorer.Main(String[] args) "System.Security.SecurityException: Requested registry access is not allowed. at System.ThrowHelper.ThrowSecurityException(ExceptionResource resource) at Microsoft.Win32.RegistryKey.OpenSubKey(String name, Boolean writable) (SNIP) _SaveToCache(IMediaInfo mediaInfo, String media) at Qube.MediaFileInfoCache._SaveToCache(String media) at Qube.MediaFileInfoCache.GetInfo(String media) at Qube.MediaFile.get_Info() at Qube.Explorer.MediaFilesView.Item._PopulateValues() The Zone of the assembly that failed was: MyComputer</p>	Error thrown by Uyire.	None.	Login as Administrator.
59		"Login Failed!!!"	This indicates that Qube is not able to login to the projector.	<p>Playout will be affected as the Link Encryption Keys did not get loaded.</p>	Reconnect the projector and check the network connectivity as well.



Appendix to Technical Support Manual

No.	Type	Error in Qube Event Log	Description	Effect	Solution
60		<p>Failed to serialize the KDM '<KDM name>' [urn:uuid:<uuid>]Qube.MpegII.Unpackager.KdmException: Error processing the KDM '<KDM name>~ KDM for SM SPB MDI MDA LE.QCPD-<server serial number>.XP.CA256.QUBE.IN' urn:uuid:<uuid> The KDM's time window is expired at Qube.MpegII.Unpackager.KdmBuilder.CreateKdm(DCinemaS ecurityMessage dcsM, X509Certificate recvCert, RSACryptoServiceProvider recvKey, Boolean validateKeyData) at ASDCPHandler.DCPEntityInjester.Injest(String kdmPath, DCinemaSecurityMessage dcsM, PackingList pkl, AssetMap am, Stash stash, Boolean validateKeyData)</p>	<p>An attempt was made to ingest an expired KDM.</p>	<p>Ingestion of the KDM fails.</p>	<p>Get a valid KDM and try to ingest again.</p>
61		<p>DLPCinema::Projector::_Send. Timeout occurred while doing select to send" "Setting Projector Communication Failed!!!" "DLPCinema::Projector::Connect Failed since 10065"</p>	<p>Qube is unable to setup the communication channel with the projector.</p>	<p>Playback will be affected.</p>	<p>Check whether network connectivity between the Qube XP server and projector is proper. Also check whether any other server is already connected to the Projector.</p>

Appendix to Technical Support Manual

No.	Type	Error in Qube Event Log	Description	Effect	Solution
62		<p>ExitApplication since System.InvalidOperationException: Invoke or BeginInvoke cannot be called on a control until the window handle has been created .at System.Windows.Forms.Control.MarshaledInvoke(Control caller, Delegate method, Object[] args, Boolean synchronous)at System.Windows.Forms.Control.Invoke(Delegate method, Object[] args) at SouthBeach.Panel.LK202_24_USB.LK202_24_USB._OnRxChar (Object source, SerialDataReceivedEventArgs e) at System.IO.Ports.SerialPort.CatchReceivedEvents(Object src, SerialDataReceivedEventArgs e) at System.Threading.ThreadPoolWaitCallback.WaitCallback_Context(Object state) (SNIP)</p>	<p>This error is seen when there is driver mismatch between the GPIO and Remote Panel. This error occurs during the boot up sequence and immediately after this error, the "Starting Panel" process is initiated but the Panel will not start and the error will be displayed again. The COM ports in Device manager will be displayed as "USB Orbital BROADCAST Driver". This indicates a driver mismatch.</p>	<p>Playback will stop randomly or will pause and play randomly. In the event log, these random stops/starts will be logged as if the user had manually stopped/paused/playe d the Show using the Remote Panel.</p>	<p>CONTACT TECH SUPPORT.</p>

Appendix to Technical Support Manual

No.	Type	Error in Qube Event Log	Description	Effect	Solution
63		<p>System.Runtime.InteropServices.COMException (0x80040274): Exception from HRESULT: 0x80040274 at System.Runtime.InteropServices.Marshal.ThrowExceptionForHRInternal(Int32 errorCode, IntPtr errorInfo) at System.Runtime.InteropServices.Marshal.ThrowExceptionForHR(Int32 errorCode) at Qube.Devices.AJADevice..ctor(Guid id, IServiceProvider provider, IntPtr keyProviderPtr, Boolean isUsedForTrim) at Qube.Dalapathi._SetupDevice(Guid deviceId) at Qube.Dalapathi..ctor(Guid deviceId) at Qube.Dalapathi.Main(String[] args)</p>	<p>The error code (0x80040274) indicates that the Media Block is not responding and it will not even Show up in the device manager at this time.</p>	<p>Playback will not be possible.</p>	<p>A cold boot of the server needs to be performed.</p>
64		<p>Playback stopped due to error -2146233296</p>	<p>This error will occur when there is a problem with cryptographic operation.</p>	<p>Playback cannot happen.</p>	<p>Need to confirm that all KDMs currently in the system correspond to the system's serial number. Ensure that there in no KDM that has been previously ingested which does not match the serial number. All such mismatched/invalid KDMs need to deleted and new valid KDMs should be ingested.</p>